

AUTOPULSE 220-M3 is the MIG / MAG pulsed generator with 3 integrated wire feeders ideal for car-body repairers. Equipped with a digital PFC (Power Factor Correction) the Autopulse supplies pulsed welding quality comparable to three-phase products. Designed for highest performance the 220-M3 features several synergic curves which enables exceptional arc quality. The Autopulse 220-M3 is incredibly versatile, 3 welding torches for use with multiple material including Steel, Aluminium and Brazing (CuSi3/CuAl8) increase productivity for the modern day workshop. The intuitive interface and high precision wire feed are ideal for car-body applications with exceptional welding quality even when used with thin sheet materials.

OPTIMISED MIG/MAG SETTINGS

- **Welding processes** : Standard, Pulse, Pulse in Pulse, Cold pulse and Manual.
- **Trigger modes** : 2T, 4T, SPOT, DELAY and TACK function.
- **Precise control over the welding cycle** : CreepSpeed, Softstart, Hotstart, Upslope, Downslope, Crater Fill, Post gas, etc.
- **2 specific compartments to isolate and avoid pollution of the aluminum coil**:
 - steel wire Ø 0.6 / 0.8 / 1.0 mm (upper compartment n° 1)
 - stainless steel wire Ø 0.8 / 1.0 mm (upper compartment n° 1)
 - aluminum wire Ø 0.8 / 1.0 / 1.2 (lower compartment n° 2)
 - CuSi and CuAl wire Ø 0.8 / 1.0 mm (upper compartment n° 1)

SIMPLIFIED WELDING

- **57 (Adjustable) synergic curves** ensure an outstanding weld for a large range of materials, wire sizes and gas.
- The fully synergic mode calculates the optimal welding parameters automatically, this can be also be adjusted (wire speed, voltage and current).

MAXIMUM PRODUCTIVITY

- **4 microprocessors** to give four times the processing power.
- **3 wheel drive** system with 2 active drive rolls.
- Up to 3 wire reels of Ø 200 mm accepted.
- **Automatic torch detection** while pulling the trigger.
- Balancing arm with torch support (x3) and welding helmet
- Push pull torch compatibility (24V)
- Spool Gun compatibility (ideal for soft wire(AISI5 / AISI12)).

ERGONOMIC INTERFACE

- Brand **new Interface** which has been simplified and centralized with car-body repairer operational habits.
- **Large colour screen** for simple control of the welding cycle set up.
- 2 control knobs and 4 keys for simple and intuitive navigation of the operational menus.
- Machine and synergies easily updateable via USB key.
- Save up to 500 welding programs for repetitive tasks.

ROBUST AND MOBILE

- Reinforced structure.
- Frame supporting 2 bottles (2x4m3) with low loading height.

ACCESSORIES (OPTIONS)

Push Pull Torch (24 V)					
046283	4 m	3 kg	220 A	0.8 → 1.2	20%
048713	6 m	4 kg			

Spool Gun Torch					
041486	4 m	3 kg	150 A	0.6 → 1.0	60%




















Supplied with 3 torches :

		
CuSi 150 A 3 m - Ø 1.0	Steel 150 A 3 m - Ø 0.8	Alu 250 A 3 m - Ø 1.2
+ Earth clamp - 35 mm ² - 4 m		
+ Balancing arm		



- 3 interface options for ease of use :
- **EASY** (simplified module)
 - **EXPERT** (complete module)
 - **ADVANCED** (specific modules)

																
50/60Hz	A	min → max	Ø mm	Ø mm	Electronic Control	m/min	équipé d'origine / original equipment / originalausstattung / equipamiento de fabrica	EN 60974-1 (40°C)	U ₀	cm	kg	IP	Protected & compatible power generator (+/-15%)			
200 >240 V	16	15 → 220	0.6 → 1.2	200	50 W	0.5 → 20	0.6/0.8 0.8/1.0 1.0/1.2 (Alu)	150 A @ 60% 130 A @ 100%	80	90 x 63 x 92.5	69	IP 21	24 kVA			