


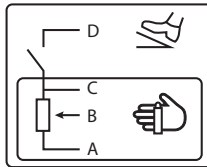
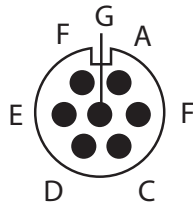
FOOT PEDAL CONNECTION

The TIG 200 DC, TIG 220 DC, TIG 300 DC, TIG 207/208 AC/DC, TIG 220 AC/DC et TIG 250 AC/DC have a remote control connection. The 7 pin connection (*ref.71486 optional*) allows you to connect a remote control (RC) or a foot pedal (PED).

The connection has to be made as following:



Ref. 045699



D : Trigger contact
 C : Earth
 B : Potentiometer selection
 A : + 5V

Advice: the value on the potentiometer must be of 10 K Ω .

DESCRIPTION

The foot pedal allow you to adjust the current from the lowest value (*DC: 5A/AC: 10A*) up to the maximum set up on the machine, for all the welding modes except for SPOT.

Then the welding equipment will work only on 2T mode. The welding current is no longer adjusted on the machine but manually increased or decreased with the foot pedal.

In SPOT mode, the TIG foot pedal works as a simple trigger (the position of the pedal will have no incidence on the welding current).



4m