

The G9 arm is a C-shaped arm that turns the clamp from a C movement to a X movement. It is designed to be highly ergonomic and easy to use, and allows the use of the AUTO mode of the GYSPOT BP.LG which automatically sets the spot weld parameters.

EASY TO USE

- Quick set up with no tools required.
- No need to adjust the electrode.
- From G1 to G9 in less than 5 seconds.
- Automatic connection to the cooling system.
- Opening operated by the clamp.
- Integrated arm support (mounted on a trolley or wall).

AUTOMATIC MODE

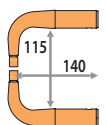
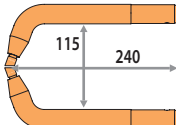
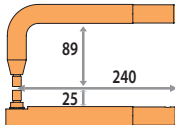
- In automatic mode, the spot welder equipped with its G9 arm automatically determines the type of steel, the thickness of the sheet and the presence of glue and insulating material between the HLE/THLE, UHLE and boron sheets.

HIGH PERFORMANCE

- Welding current: 13,000 A.
- Max. clamping force 550 daN at 8 bars with X1.
- Liquid cooling of electrodes and caps.


3 CONFIGURATIONS

- Automatic mode compatible with 3 copper arms (X1, X2 and X6).


	X1	X2	X6
	Includes	option	option
Copper arm			
Part number	-	050518	050587
Passage	140 mm	240 mm	
Max. opening	30 mm	55 mm	
Max. pressure	550 daN	300 daN	




Delivered with:
X1 arm, handle and arm support



Arms G9+X1 mounted on G clamp



Arms G9+X2 mounted on G clamp



Arms G9+X6 mounted on G clamp

